



HOT COPY PASTE

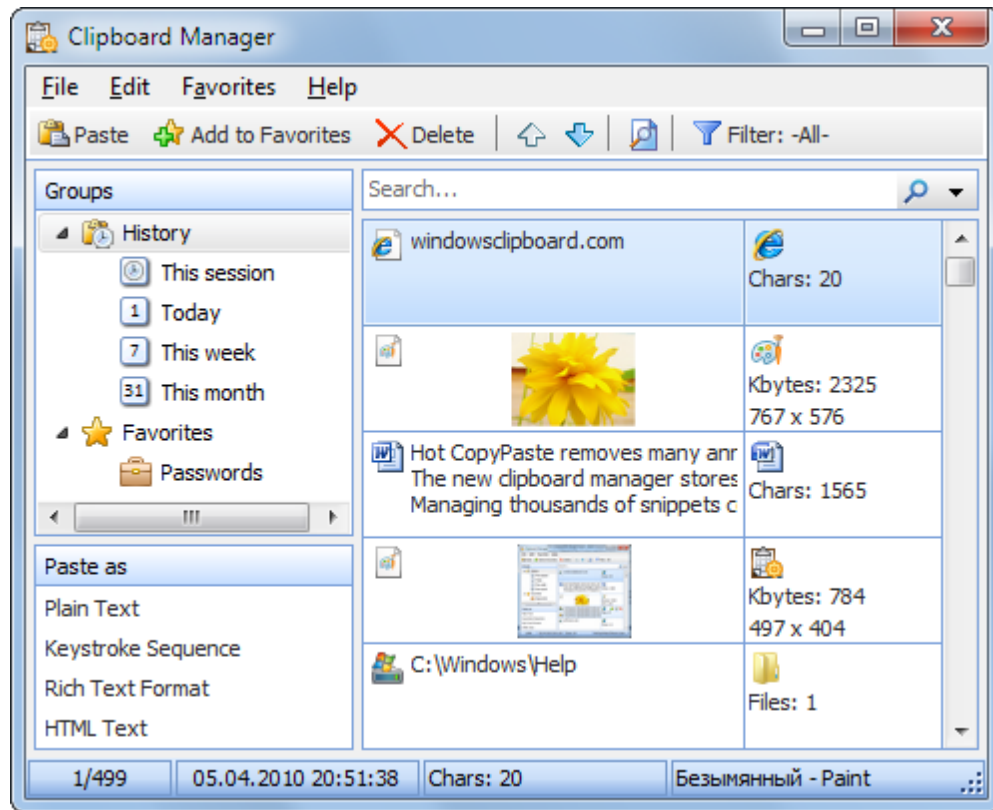
Enhances Windows Clipboard

Copyright (c) by Comfort Software Group

Table of Contents

Part I Introducing Hot Copy Paste	1
1 How to buy Hot Copy Paste	2
2 Working with Clipboard Manager	2
Part II Options	4
1 Main properties	4
2 Clipboard Manager	5
3 Keyboard Shortcuts	5
4 Exceptions	5
5 Security	6
6 Advanced	6
Part III Other issues	6
1 FAQ - Frequently asked questions	6
2 Command Line Parameters	7
3 License Agreement	8
Index	10

1 Introducing Hot Copy Paste



Enhance Windows Clipboard with multiple snippets, secure storage and full-text search. Hot Copy Paste works in every program supporting Windows Clipboard, and works in many that don't. Cut, copy and paste as many snippets as you need at once! Hot Copy Paste will store information you copy to the clipboard so that it won't be lost even after you reboot your PC.

Hot Copy Paste is the better Clipboard. Removing built-in limitations of Windows Clipboard, the new clipboard utility allows you to copy, cut and paste many pieces of information at once. Recording every snippet such as sections of text or Web pages, pictures, tables and other objects, Hot Copy Paste will store them securely for future use. Hot Copy Paste stores information you copy and paste, so it won't be lost even after you reboot your PC!

Concerned about security? Hot Copy Paste will encrypt information you cut and copy with an industry-standard Blowfish algorithm and a strong encryption key, making your snippets visible to your eyes only. You can even assign the names for the snippets hiding their content and specify programs from which Hot Copy Paste will never keep any snippets.

The clipboard manager supports all applications supporting with Windows Clipboard, and enables many programs that don't by pasting the text as series of keystrokes. You can set Hot Copy Paste to paste text as HTML code or remove all formatting by pasting plain text. Of course, Hot Copy Paste supports every format recognized by Windows Clipboard, allowing you to copy, cut and paste text, graphics, tables, audio clips, and other embeddable object.

Hot Copy Paste makes it easy to navigate through thousands of snippets. Supporting grouping and filtering, and performing full-text search for the snippet in need, the clipboard utility makes managing data you copy, cut and paste easy. And just in case you paste some snippets more often than others, there are Favorites for the snippets. You can assign hot keys to paste your favorite snippets in a moment!

1.1 How to buy Hot Copy Paste

Hot Copy Paste is distributed as Shareware. You are entitled to evaluate the software for 30 days without charge. After 30 days, if you decide to keep the software, you must register your copy with us for a nominal fee.

For more information, please visit <http://WindowsClipboard.com/buy/>



After registration you will get:

1. The Registration Key (by Email).
2. Notifications of every Major Upgrade and the new registration code, free of charge.
3. Life-of-product technical support.
4. No time limit on usage and no annoying registration notice.

Finally, by registering, you will enable us to improve our software and continue to develop high quality products in the future!

What You Get After Purchasing and Registering Hot Copy Paste

Registration of Hot Copy Paste entitles you to unlimited free updates of the software and email technical support. You will be notified of version updates and other important news by email. You can always download the latest release of Hot Copy Paste from the web site (or other authorized sources) on the Internet.

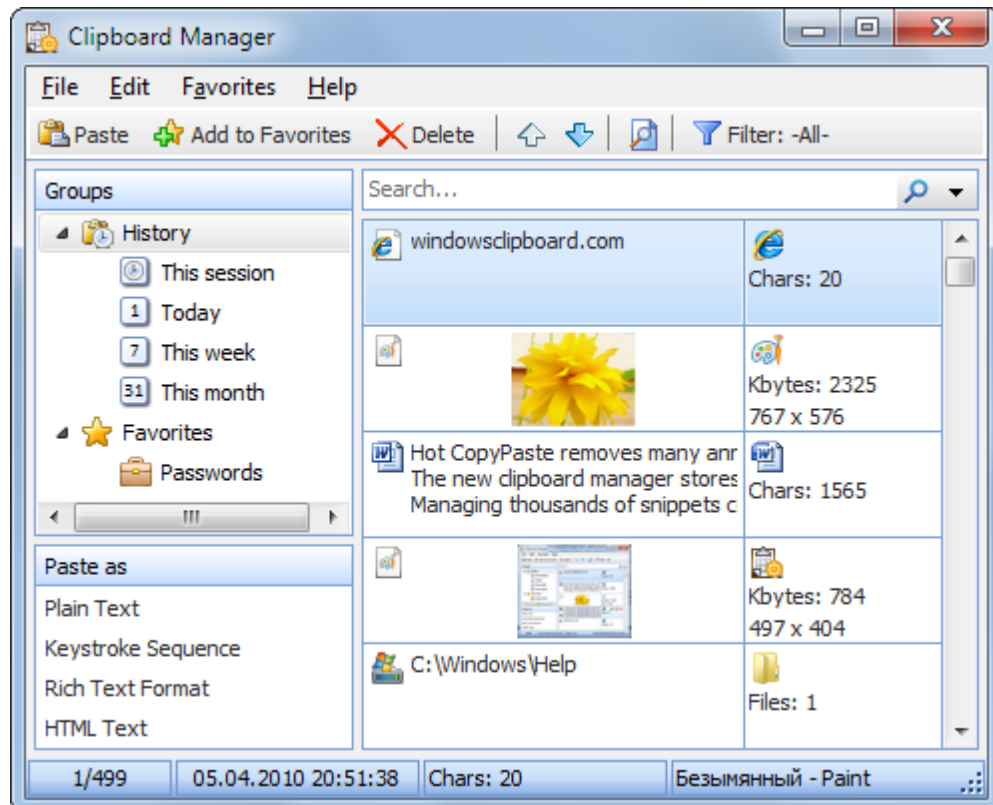
You will then receive your registration code by email.

For detailed information on how to purchase and register Hot Copy Paste, please read the following topics carefully:

- [License Agreement](#)
- [Order online](#)

1.2 Working with Clipboard Manager

Clipboard Manager automatically monitors all changes in the clipboard and saves these changes in the clipboard history.



All data is automatically saved to the hard disk. You can specify any number of snippets to be saved without slowing down the performance. 500 snippets are saved by default.

Clipboard Manager supports **all** known data **formats**.

By default, the **Win+Ins** shortcut opens the Clipboard Manager window.

The following information is displayed for each saved snippet:

- Brief snippet contents: some text or an image.
- The icon of the snippet format the way it is defined in your system.
- The icon of the application the snippet was copied to the clipboard from.
- Brief additional information for each snippet according to its format.
- The list of all formats the snippet can be used in.

You can select several fragments in the clipboard manager by pressing and holding **Ctrl** or **Shift**. To paste the selected fragments into the current application press **Enter** or **Ins**.

All information is copied to the clipboard in several formats at once so you can select the format you want to use. To paste the currently selected snippet in a certain format, select the necessary format in the **Paste as** list or press the shortcut letter key: A..Z. For instance, you can paste RTF text in the TEXT format.

See the [Clipboard Manager](#) section for the Clipboard Manager settings.

Keyboard shortcuts

- **Ins** – Paste the selected fragments.
- **Ctrl+D** – Add the selected fragments to Favorites.
- **Del** – Delete the selected fragments.
- **Ctrl+Up Arrow** – Move the selected fragments up.
- **Ctrl+Down Arrow** – Move the selected fragments down.
- **Ctrl+C** – Copy the selected fragments to the clipboard.
- **Ctrl+A** – Select all fragments in the current list.

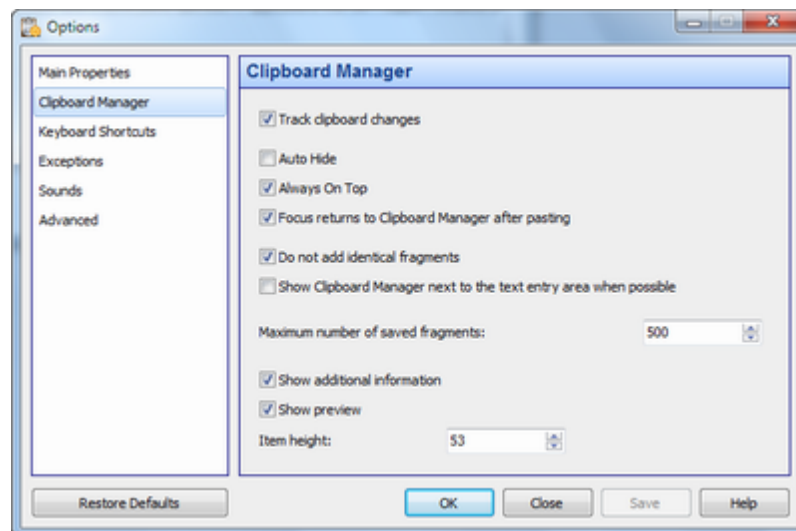
Tips and tricks

- You can select several fragments in the clipboard manager by pressing and holding Ctrl or Shift.
- You can merge selected text fragments into one.
- You can drag and drop selected fragments from the clipboard manager into another program.
- You can drag and drop selected fragments into groups of favorite fragments.
- You can **protect** your data with a strong 448-bit Blowfish **encryption**. Nobody will access your stored data without your secret [password](#).
- You can specify a color (category) for any saved fragment in the clipboard manager.

2 Options

While developing Hot Copy Paste, we tried to make the number of additional options as small as possible and left only those that are truly necessary.

To open the Options dialog box, open the context menu with a right click on the Hot Copy Paste icon in the system tray and select the **Options** item.



2.1 Main properties

The main properties are responsible for the interaction between Hot Copy Paste and Windows.

Language – the language of the Hot Copy Paste user interface.

Run Hot Copy Paste at Windows startup – automatically launch Hot Copy Paste when the system is started.

Set high priority for Hot Copy Paste – use this parameter if some of the Hot Copy Paste features are unstable.

Show the Hot Copy Paste toolbar in the taskbar – activate the program toolbar with one button in the taskbar.

Hide the Hot Copy Paste icon in the systems tray – don't show the icon in the system tray (next to the clock).

2.2 Clipboard Manager

Track clipboard changes – if you clear this checkbox, the manager will not track changes in the clipboard.

Auto Hide – automatically close the clipboard manager window after its fragment is pasted.

Always On Top – Specifies that a window should be placed above all non-topmost windows and stay above them even when the window is deactivated.

Return focus back to the clipboard manager after pasting – If set, focus returns to Hot Copy Paste after pasting. Otherwise, focus stays in target application.

Show the clipboard manager next to the text entry area when possible – when the clipboard manager is opened, it will be shown next to the text cursor.

Do not add identical fragments – if this checkbox is selected, once a fragment is copied to the clipboard, all its clones saved before will be deleted.

Note: If you select this checkbox on slow computers, you may notice a slowdown while copying large fragments to the clipboard.

Oldest fragments on top (otherwise newest on top) – sort fragments by date and time from oldest to newest (otherwise from newest to oldest).

Maximum number of saved fragments – the number of fragments starting from which the earliest fragments will be deleted.

Show additional information – show additional information about each fragment: character count, image size, application icon, etc.

Show preview – show a panel with full information about selected fragment.

Item height – the height of elements in the list of saved fragments in pixels (minimum 25 pixels).

2.3 Keyboard Shortcuts

Keyboard shortcuts work in all applications.

Shortcut list:

- **Show Clipboard Manager: History**
- **Show Clipboard Manager: Favorites**
- **Paste clipboard as plain text**
- **Paste clipboard as keystroke sequence**
- **Track clipboard changes on/off**

It is important to know that when you specify keyboard shortcuts, the left and right control keys (Shift, Ctrl, Alt or Win) are processed differently. If you want to use only right Shift, Ctrl, Alt or Win in a keyboard shortcut, press the right keys. If you want to use both right and left keys, press the left keys.

2.4 Exceptions

You can specify applications where you want Hot Copy Paste disabled.

How it works

Whenever any of the specified programs becomes active, Hot Copy Paste turns off, indicating it in the

tray icon. Hot Copy Paste resumes operation once you switch to another program.

2.5 Security

These parameters provide advanced security functionality for program users.

Encrypt data – Only newly-created elements are encrypted. ***Encryption may slow down the performance in case of large fragments in the clipboard.***

Set password for encryption and decryption – You can protect your data with a strong 448-bit Blowfish encryption. Nobody will access your stored data without your secret password. If you change your password, you will not be able to use encrypted data. If you will forget your password then all your encrypted data may be lost.

Delete fragments from history before shutdown – Records are deleted before the computer **shuts down** or goes to the **sleep mode**. Records resembling passwords are lines containing a single word without spaces.

2.6 Advanced

Data directory – the folder used by the program for storing the contents of the clipboard manager.

Action for a click on the System Tray Icon – you can click on the icon in the system tray (next to the clock) to execute selected action.

Save to File – saves all program settings to INI-file.

Load from File – loads all program settings from INI-file.

3 Other issues

[FAQ - Frequently asked questions](#)

If you experience troubles with registration or using Hot Copy Paste, please read this topic.

[License Agreement](#)

Hot Copy Paste End User License Agreement.

Contact information

Comfort Software Group contact info.

3.1 FAQ - Frequently asked questions

- **Registration issues**

Q: How do you know if your product is registered?

A: Please select "About Hot Copy Paste" from the context menu to see the registration status.

Q: How many installations can be made with one product license?

A: Accordingly to the Hot Copy Paste End User Licence Agreement you may use your copy of Hot Copy Paste on one computer only. However you may re-activate Hot Copy Paste on the same computer any number of times, also occasional hardware changes and new activations for the same product code are allowed.

Q: Do you have to pay for upgrades?

A: No, you don't. If you bought any version of Hot Copy Paste, you can upgrade to the latest version for FREE.

Q: I have lost my Hot Copy Paste registration key. Now the program tells that is expired. How can I get my registration key back?

A: Send an e-mail to: lost-code@comfort-software.com from the same e-mail address you used when you purchased the license to use Hot Copy Paste. Please follow the format:

From: (Your-name-here)
E-mail: (Your-e-mail-here)
Request: Please resend me the Product Key

- **Using Hot Copy Paste issues**

Q: Program doesn't react to key combination at all.

A: Maybe another hotkey manager is running. If not, check that Hot Copy Paste is turned on.

Q: Can the "Sleep" key be used in a shortcut?

A: No, the "Wake", "Sleep" and "Power" keys cannot be chosen as hotkey or a part of a key combination for any Action.

Q: I have uninstalled Hot Copy Paste, but it still loads at startup. What is wrong?

A: It is most likely that you had performed uninstall while Hot Copy Paste was running, so the uninstaller could not delete some files. The best way to remove Hot Copy Paste in this case is to install it back, quit from Hot Copy Paste and uninstall it again.

Q: Hot Copy Paste is really a good tool, so would you mind I localize it to my native language?

A: Hot Copy Paste supports multilingual user interface (TXT files in UTF-8 format). See translations at `ComfortClipboard\Lang\` subfolder. You can e-mail your translation to dev@comfort-software.com.

3.2 Command Line Parameters

Hot Copy Paste (`hcp.exe`) accepts optional command line parameters.

/LOADCLIP

It loads the file specified in the command line to the clipboard. You can load graphic and text files: `bmp, jpg, jpeg, png, gif, emf, wmf, ico, pcx, ani, cur, txt`.

For example: `C:\Program Files\HotCopyPaste\hcp.exe /LOADCLIP "C:\My Documents\myphoto.jpg"`

/CLOSE

Closes a previously launched instance of the program.

/COMMON

When it's used, the program is launched with the same settings for all users.

Tells the program that its settings should be saved in the following registry key:

`HKEY_LOCAL_MACHINE\SOFTWARE\ComfortSoftware\hcp`

During a regular program start, settings are saved in:

`HKEY_CURRENT_USER\SOFTWARE\ComfortSoftware\hcp`

/INIFILE

Instructs the program to save its settings in an INI file. The settings are saved in the *Backup.ini* file located in the program installation folder.

/OPTIONS

Opens the program settings window.

/RESTORE

When the program is launched with this parameter, it loads the settings from the INI file specified in the command line. If another instance of the program is already running, the settings from the INI file are loaded into it. You can save the settings to an INI file using the **Options** window in the **Advanced** section.

For example: `C:\Program Files\HotCopyPaste\hcp.exe /RESTORE "C:\Program Files\HotCopyPaste\params.ini"`

/SAFEMODE

Launches the program in the safe mode. Some program functions will be disabled.

/DEBUG

Causes the program to create a log file *Log.txt* in the program directory detailing program activity. This can be a helpful debugging aid.

The information contained in the log file is technical in nature and therefore not intended to be understandable by end users.

If a file with the specified name already exists it will be overwritten.

3.3 License Agreement

Hot Copy Paste EULA (End User License Agreement) for use and distribution

YOU AGREE TO BE BOUND BY THE TERMS OF THIS EULA BY INSTALLING THIS PRODUCT. IF YOU DO NOT AGREE, DO NOT INSTALL THIS PRODUCT.

[Hot Copy Paste](#) is distributed as try-before-you-buy product. This means:

1. All copyrights to [Hot Copy Paste](#) are exclusively owned by the author – Sergey Koshkin.
2. Anyone may use this software during a test period of 30 days. Following this test period of 30 days or less, if you wish to continue to use [Hot Copy Paste](#), you must purchase a license.
3. There are 2 basic types of licenses issued for [Hot Copy Paste](#), these are:
 - a. A single computer USAGE license. The user purchases ONE license to USE the [Hot Copy Paste](#) on ONE computer.

Home users may use their single computer usage license on all computers which are in property of the license owner.

Business users require one license per computer [Hot Copy Paste](#) is installed on.

- b. A multiple usage license. The user purchases a number of usage licenses for use, by the purchaser or the purchaser's employees on the same number of computers.

In a network (server/client) environment you must purchase a license copy for each separate client (workstation) on which [Hot Copy Paste](#) is installed, used, or accessed. A separate license copy for each client (workstation) is needed regardless of whether the clients (workstations) will use [Hot Copy Paste](#) simultaneously or at different times. If for example you wish to have 9 different clients (workstations) in your network with access to [Hot Copy Paste](#), you must purchase 9 license copies.

A user who purchased a [Hot Copy Paste](#) license, is granted a non-exclusive right to use [Hot Copy Paste](#) on as many computers as defined by the licensing terms above according to the number of licenses purchased, for any legal purpose. The licensed [Hot Copy Paste](#) software

may not be rented or leased, but may be permanently transferred, in its entirety, if the person receiving it agrees to the terms of this license. If the software is an update, the transfer must include the update and all previous versions.

4. The [Hot Copy Paste](#) unlicensed trial version may be freely distributed, with exceptions noted below, provided the distribution package is not modified in any way.
 - a. No person or company may distribute separate parts of the package without written permission of the copyright owner.
 - b. The [Hot Copy Paste](#) unlicensed trial version may not be distributed inside of any other software package without written permission of the copyright owner.
 - c. Hacks/cracks, keys or key generators may not be included on the same distribution.
5. [Hot Copy Paste](#) is distributed "as is". No warranty of any kind is expressed or implied. You use at your own risk. Neither the author nor the agents of the author will be liable for data loss, damages, loss of profits or any other kind of loss while using or misusing this software.
6. You may not use, copy, emulate, clone, rent, lease, sell, modify, decompile, disassemble, otherwise reverse engineer, or transfer the licensed program, or any subset of the licensed program, except as provided for in this agreement. Any such unauthorized use shall result in immediate and automatic termination of this license and may result in criminal and/or civil prosecution.

All rights not expressly granted here are reserved by Sergey Koshkin.

7. Installing and using [Hot Copy Paste](#) signifies acceptance of these terms and conditions of the license.
8. If you do not agree with the terms of this license you must remove [Hot Copy Paste](#) files from your storage devices and cease to use the product.

Index

- F -

FAQ - Frequently asked questions 6

- H -

How to buy Hot Copy Paste 2

- I -

Introducing Hot Copy Paste 1

- L -

License Agreement 8

- O -

Options

Advanced 6

Clipboard Manager 5

Exceptions 5

Keyboard Shortcuts 5

Main properties 4

Security 6

- W -

Working with Clipboard Manager 2